

## Preliminary Conceptual Model - Causes of Haze in Lake Sugema (LASU1)

Due to the reason that a whole year of aerosol data is not available, no analysis about the 20% worst haze days can be done. Based on the data available from 6/2002-8/2003, sulfate from eastern US in the summer and regional nitrate in the winter are believed to be the important causes of haze.

In Lake Sugemas, the average  $PM_{2.5}$  mass concentration during 6/2002-8/2003 is  $10.7 \mu\text{g}/\text{m}^3$ , and the average total light extinction coefficient ( $B_{\text{ext}}$ ) is  $94 \text{ Mm}^{-1}$  (Visual Range  $\sim 42 \text{ Km}$ ; Deciview  $\sim 22$ ). Sulfate and nitrate are two of the largest contributors to haze, with an average contribution of 42% and 27%, respectively. Figure 2 indicates that sulfate in the summer and nitrate in the winter are the major causes of haze at LASU1. Trajectory analysis in Figure 3 suggests that air usually transports from north and northwest in the winter. Southerly and easterly flows become important in the summer.

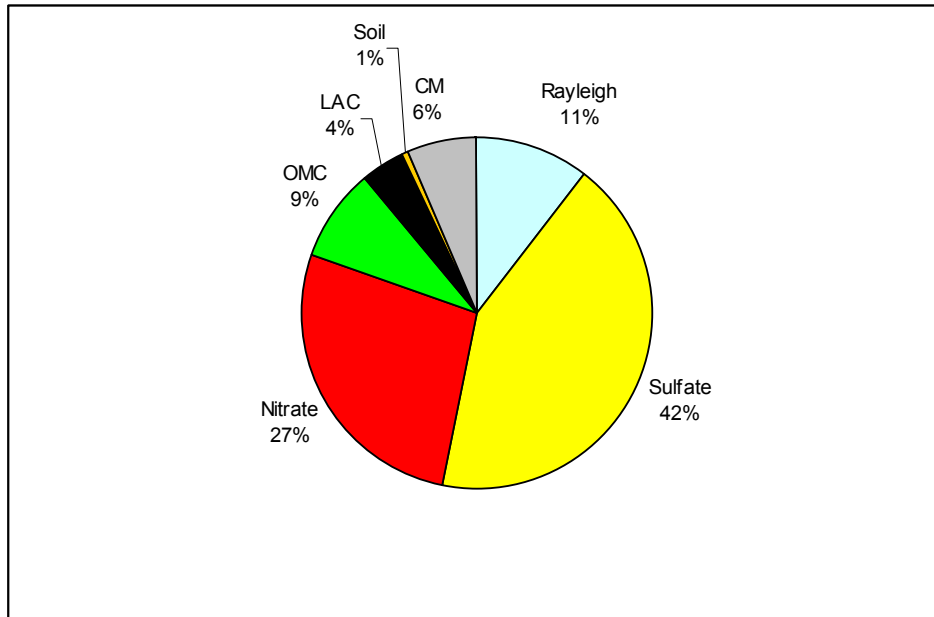


Figure 1. Average contributions of major aerosol chemical components to light extinction

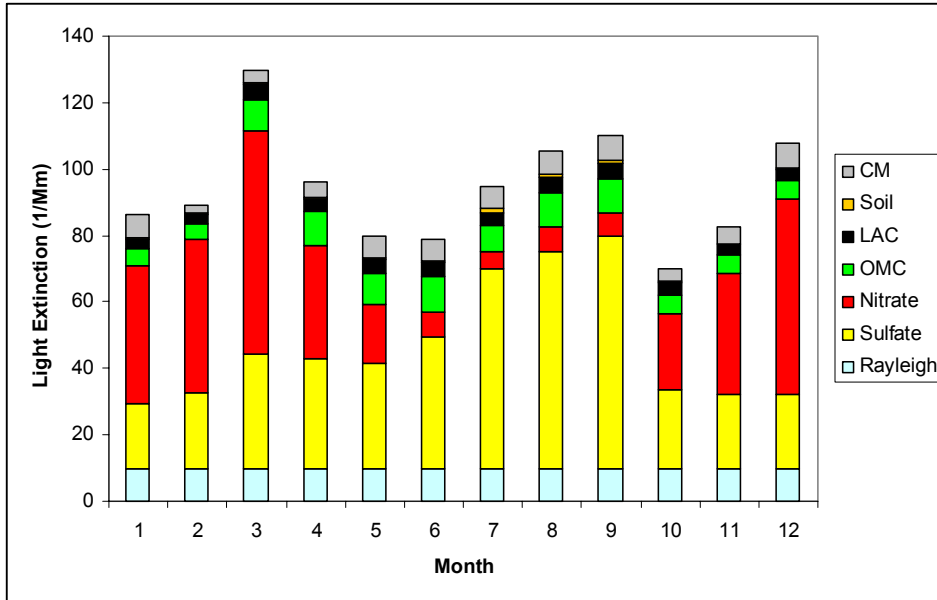


Figure 2. Average contributions of major aerosol chemical components to light extinction in each month

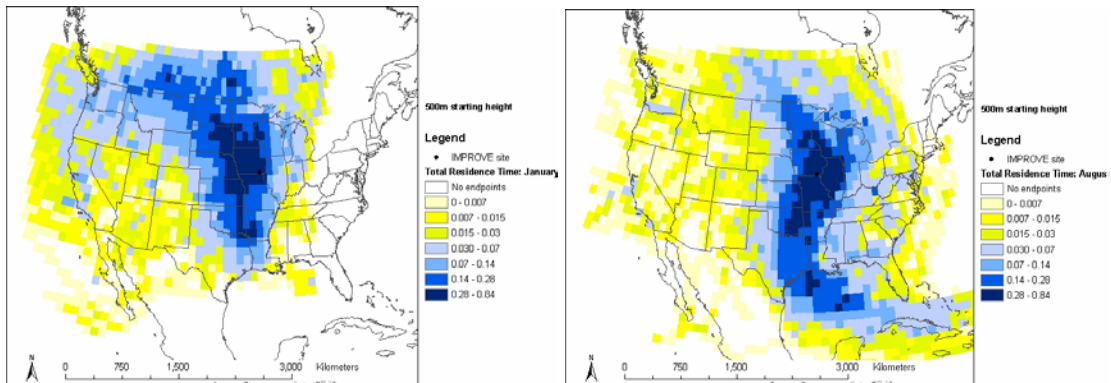


Figure 3. Normalized residence time in January (left) and August (right) (based on data from 2000-2002)